



Transport
EFFICIENCY

"Running Well for You"

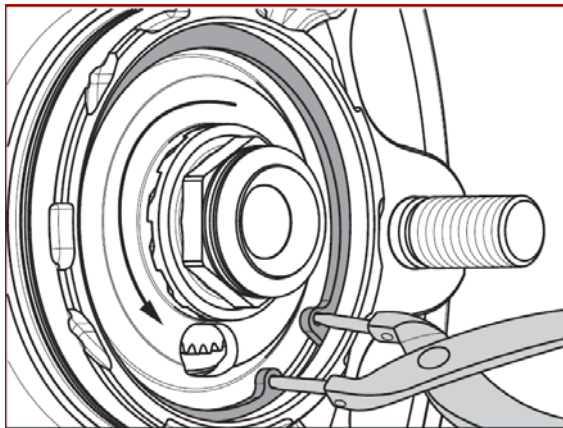
TECHNICAL BULLETIN

12-03

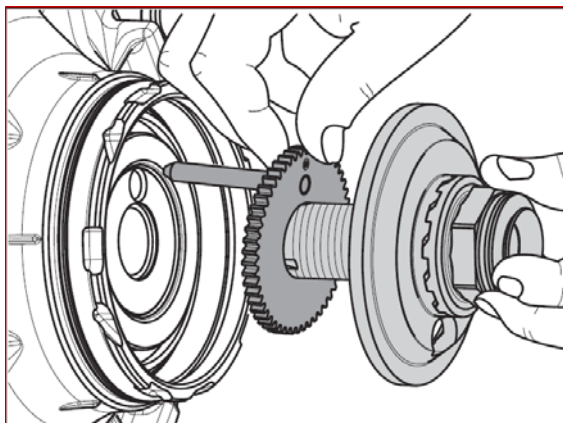
Removing EcoPlus2 Hubs if the bearings are frozen to the spindle.

If the hub cannot be removed by unscrewing the torque bolt when using a maximum torque of 350Nm then use the puller and following procedure:

Puller Kit number 05.001.05.07.0

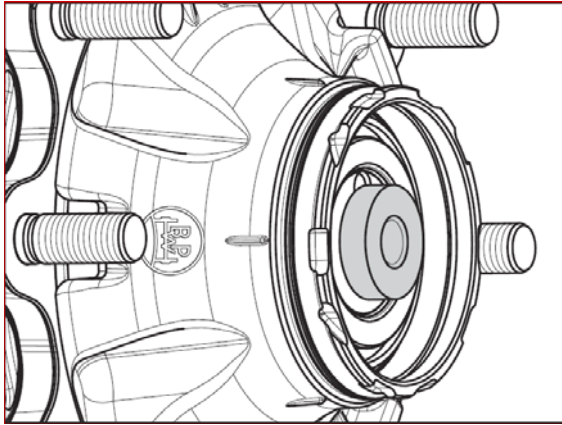


Remove the circlip from the wheel hub.

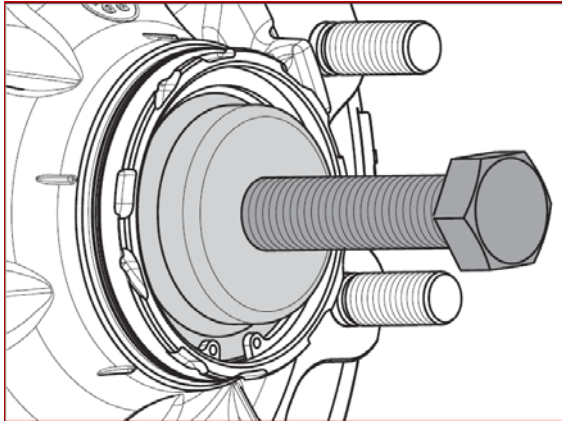


Remove the axle bolt and toothed washer with integrated pin.

Remove grease from circlip groove and spindle end.



Insert the compression piece (plug) into the threaded bore.



Insert the puller into the wheel hub and fit the circlip.

Lightly grease the threads and screw in the forcing screw.

Remove the hub by turning the forcing screw while simultaneously rotating the hub.

Maximum permissible torque of 500 Nm



Important!
Do not use an impact driver.